
VivA Corpus Portal

user guide

Version 1.0 - May 2017

Liesbeth Augustinus



09/05/2017



VIRTUELE INSTITUUT VIR AFRIKAANS



Table of contents

1	What is corpus linguistics?	1
2	What is Corpus Portal?	1
3	Corpus Information	3
3.1	Corpus	3
3.2	Statistics	3
3.3	N-grams	4
4	Search	5
4.1	Simple	5
4.1.1	Search command	5
4.1.2	Results	5
4.2	Expanded	9
4.2.1	Search command	9
4.2.2	Results	10
4.2.3	Batch queries	11
4.3	Advanced	13
4.3.1	Search command	13
4.3.2	Results	14
4.3.3	Batch queries	15
4.4	Expert ('Kundig')	15
4.4.1	Search command	15
4.4.2	Results	16
5	Corpus Query Language (CQL)	17
5.1	Simple search commands	18
5.1.1	A few basic principles	18
5.1.2	Search for a word, lemma or part of speech.	18
5.1.3	Search for adjacent words, lemmas and/or parts of speech.	18
5.1.4	Search adjacent constructions	19

5.2	Boolean operators.....	20
5.2.1	AND	20
5.2.2	OR.....	20
5.2.3	NOT	20
5.3	Fixed expressions	21
5.3.1	Wild card for a random character.....	21
5.3.2	Grouping of characters and patterns.....	21
5.3.3	Quantification	22
5.3.4	Escape sign	23
5.3.5	Case sensitive search commands.....	23
6	Addendum	Error! Bookmark not defined.
6.1	Corpora in Corpus Portal	24
6.2	Linguistic annotation	25
6.2.1	Labels	25
6.2.2	General parts of speech	25
6.2.3	Detailed parts of speech	25
6.2.4	Boolean operators	29
6.2.5	Regex operators	29
6.2.6	Quantification of search environment.....	30

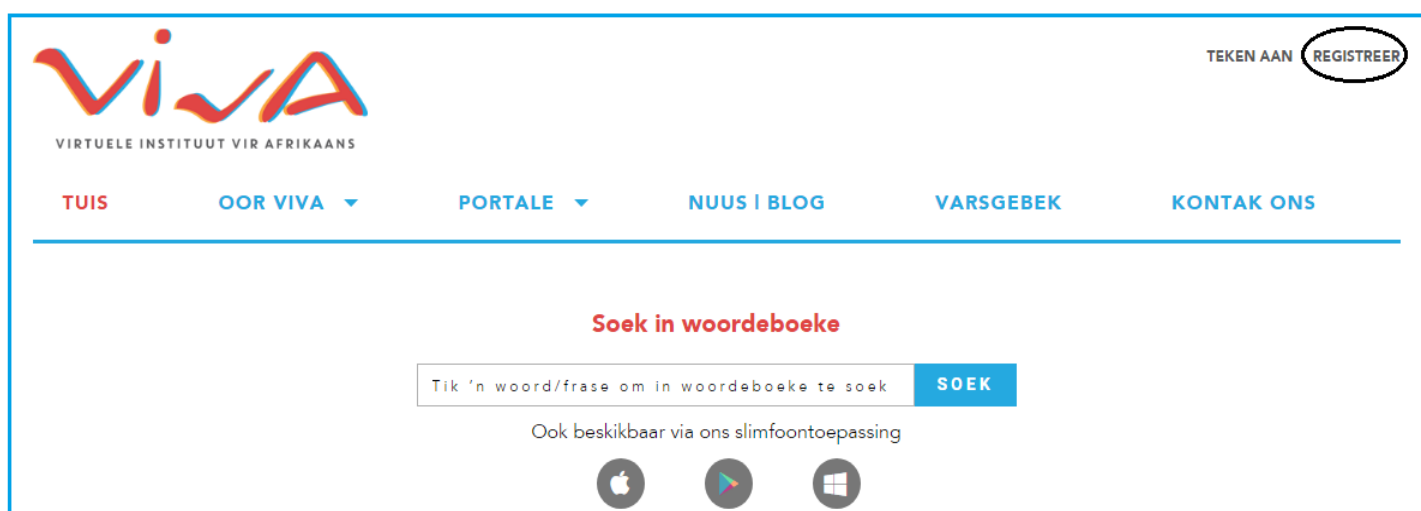
1 What is corpus linguistics?

Within the domain of linguistics, various research methods exist. For decades now, introspective approaches have paved the way for more empirical research techniques, which are based on actual language usage rather than on the grammatical judgement of the linguist. Corpus linguistics forms part of quantitative, empirical approaches, by means of which linguistic phenomena are researched with the aid of large databases, i.e. corpora, (singular: corpus) containing written or spoken language.

2 What is Corpus Portal?


Within the scope of the VivA project (<http://viva-afrikaans.org>) Corpus Portal has been made available in October 2015, whereby more than **85 million words** have been made accessible in written Afrikaans. Apart from the words, Corpus Portal provides an **extended search interface** to search the data.

In order to gain access to Corpus Portal, users have to be registered VivA users. Registration can be done by navigating to the home page and clicking on 'Registreer'.

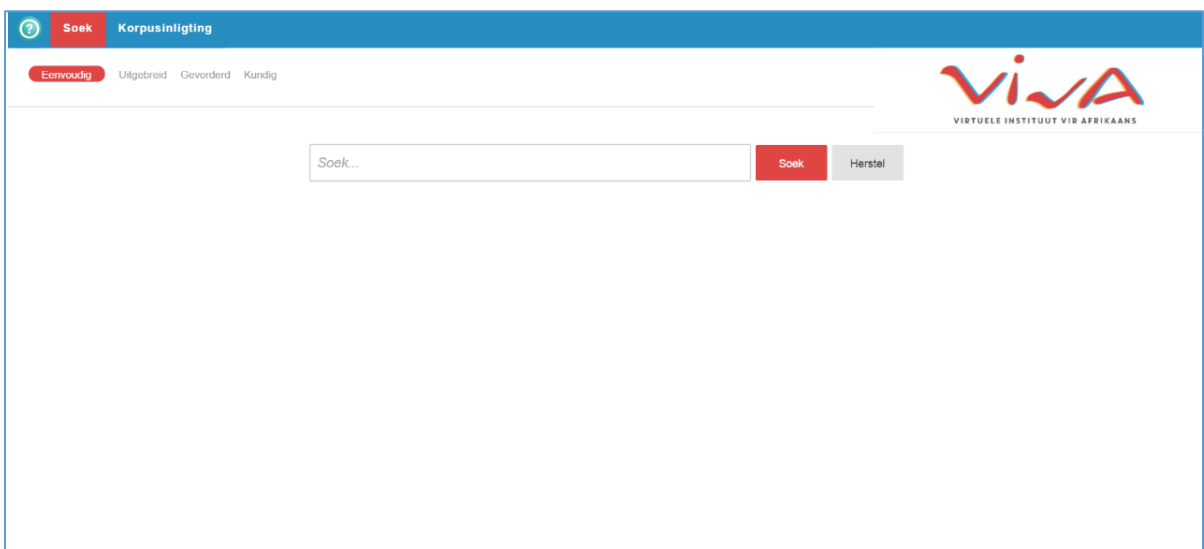


The screenshot shows the homepage of the Virtuele Instituut vir Afrikaans (VivA). The logo 'viva' is in red and blue, with 'VIRTUELE INSTITUUT VIR AFRIKAANS' below it. In the top right corner, there are links for 'TEKEN AAN' and 'REGISTREER' (the latter is circled). A navigation menu includes 'TUIS', 'OOR VIVA', 'PORTALE', 'NUUS | BLOG', 'VARSGEBEK', and 'KONTAK ONS'. The main content area features a search bar with the text 'Soek in woordeboeke' and a search button labeled 'SOEK'. Below the search bar, it says 'Tik 'n woord/frase om in woordeboeke te soek' and 'Ook beskikbaar via ons slimfoontoepassing' with icons for Apple, Google Play, and Windows.


As soon as registration has been completed, the user may log on by clicking on the link. Hover over 'Portale' in the menu and click on 'Korpusportaal', which will take you to the correct page.



This is what the Corpus Portal page looks like:



At the top of the page there are 2 options: 'Soek' [Search] and 'Korpusinligting' [Corpus Information]. Section 3 deals with the other information that may be accessed via Corpus Information. The search interface is discussed in section 4.

By using the  button, you can undertake a systematic tour of the Corpus Portal, which will introduce you to every functionality.

3 Corpus Information

On the Corpus Information page in Corpus Portal, three options are given pertaining to information on the compilation of the corpora: 'Korpus' [Corpus], 'Statistiek' [Statistics] and 'N-gramme' [N-grams].

3.1 Corpus

On the Corpus page, you will find an overview of the various corpora and their specifications, including genre and scope (number of words) of the texts (refer to Addendum A). In total, Corpus Portal contains more than 85 million words in written Afrikaans. Most source texts are very recent, and dates from 1995-2015.

All corpora have been automatically lemmatized (approximately 90% accurate) and provided with parts of speech (approximately 75% accurate). The annotations have not been corrected; users should take into account possible annotation errors.

The screenshot shows the VIVA Corpus Portal interface. At the top, there is a navigation bar with 'Soek' (Search) and 'Korpusinligting' (Corpus Information). Below this, there are tabs for 'Korpus', 'Statistiek', and 'N-gramme'. The main content area displays information for two corpora:

- NCHLT-Afrikaanse korpus 1.0**: A collection of government documents from various South African government websites and electronic publications. It includes a 'Verwysing' (Reference) to a 2013 report from the Department of Arts and Culture, and a 'Grootte' (Size) of 3,200,000 words.
- NWU/Maroela Media-korpus 1.0**: A collection of web articles published on the Maroela Media website. It includes a 'Verwysing' (Reference) to a 2015 report from Maroela Media and NWU.

3.2 Statistics

Under Statistics you can request **frequency lists** for words, lemmas and parts of speech for every author, publication date and corpus component (i.e. metadata filters). By clicking on the plus sign to the right you can create more metadata filters; by clicking on the minus, they will be removed. The figure below illustrates the search command to find the most frequent word in the RSG corpus for 2014. The 'Stoor' [save] button enables you to export the result. It is also possible to request a document list, a graph of the frequency of the entry ('Woordeskatgroeï') and to generate a word cloud.

Soek Korpusinligting

Korpus **Statistiek** N-gramme

Metadatafilters

Pas hierdie reëls toe:

Versamelingnaam is RSG-nuuskorpus
 Publikasiedatum is 2014

Frekwensielystipe woord

Soek Herstel

Filter
 Frekwensielystipe word
 Unieke trefslae 53392
 Trefslae 1786143
 Dokumente 1

Frekwensielys **Dokumentys** Woordeskatgroei Woordwolk

Toon 50 per bladsy

<< < 1 2 3 4 5 6 ... > >>

Bladsy 1 van 1068

Gaan

Stoor

Groep ▲ ▼	Trefslae ▲ ▼
die	71179
.	48728
.	28153
in	28001
het	27843

3.3 N-grams

Here you can generate a frequency list of N-grams. Within this context an N-gram refers to a sequence of N words, lemmas or parts of speech (or a combination thereof), to a maximum length of 5. The search command below generates an answer to the question which substantives are most frequent after the preposition or in the work of Cecilia Nortjé.

Metadatafilters

Pas hierdie reëls toe:

Outeursnaam / Skulnaam is CECILIA NORTJÉ

N-gramgrootte 2 N-gramtipe woord

woord	woordsoort	woord	woord	woord
op	Selfstandige naamwoord	<enige>	<enige>	<enige>

Soek Herstel

Query [word="op"][pos="S.NW.*"]
 Filter AuthorNameOrPseudonym="CECILIA NORTJÉ"
 N-gramgrootte 2
 N-gramtipe woord
 Aantal n-gramme 19
 Trefslae 51
 Dokumente 2

Toon 50 per bladsy << < 1 > >> Bladsy 1 van 1 Gaan

Voer uit

Groep ▲ ▼	Trefslae ▲ ▼
op pad	18
op aarde	9
op Spear	3
Op pad	2
op horings	2

4 Search

The search interface ('Soek') offers four ways to search the corpora: 'eenvoudig' [simple], 'uitgebreid' [extended], 'gevorderd' [advanced] and 'kundig' [expert].

4.1 Simple

4.1.1 Search command

With the simple option you can search for a word or a sequence of words in Corpus Portal via a search button. There is no option to filter metadata. The search term is also not case sensitive, which means that capitals and accents are excluded from the search.

Soek Korpusinligting

Eenvoudig Uitgebreid Gevorderd Kundig

baie maklik

Soek Herstel

VIVA
VIRTUELE INSTITUUT VIR AFRIKAANS

4.1.2 Results

After clicking on 'Soek' [search], a search is launched for the search term in all corpora of the Corpus Portal. Below are a few hits for the search query 'baie maklik'.

Soek Korpusinligting

Eenvoudig Uitgebreid Gevorderd Kundig || Resultate

Soekopdragte:

#	Soekopdrag	binne	Metadatafilters	Groepering	Status	Trefslae	Dokumente	
2	[(word="baie")][(word="maklik")]	document		-	KLAAR	359	66	VERANDER X

Soekresultate:

Trefslae | **Dokumente** | Trefslae in groepe | Dokumente in groepe

Toon 50 per bladsy << < 1 2 3 4 5 6 ... > >> Toggle titels Bladsy 1 van 8 Gaan

Stoor resultate

Konteks links	Trefstuk ▲ ▼	Konteks regs	lemma ▲ ▼	woordsort ▲ ▼
... nie , het die spankeuse	baie maklik	gemaak . Die Australiese afrigter ...	baie maklik	TW.hooftelewoord.bywoord.onbepaald B.NW.stellend.predikatief
... droog met lang gras wat	baie maklik	aan die brand kan slaan ...	baie maklik	TW.hooftelewoord.bywoord.onbepaald B.NW.stellend.predikatief
... eie bedryf , omdat dit	baie maklik	is om goedkoop , maar ...	baie maklik	TW.hooftelewoord.bywoord.onbepaald B.NW.stellend.predikatief
... die lig gebring dat dit	baie maklik	is om 'n selfoon se ...	baie maklik	TW.hooftelewoord.bywoord.onbepaald B.NW.stellend.predikatief
... Volgens ons verslaggewer het hy	baie maklik	op Parkstasie in Johannesburg geholpe ...	baie maklik	TW.hooftelewoord.adjektief.onbepaald B.NW.stellend.predikatief
... minuut af aangeval en dit	baie maklik	laat lyk . Die tuisspan ...	baie maklik	TW.hooftelewoord.bywoord.onbepaald B.NW.stellend.predikatief
... maak , en inmening kan	baie maklik	vir die doeleindes misbruik word ...	baie maklik	TW.hooftelewoord.bywoord.onbepaald B.NW.stellend.predikatief
... wat toegang tot die skool	baie maklik	maak . Die voorsitter van ...	baie maklik	TW.hooftelewoord.bywoord.onbepaald B.NW.stellend.predikatief
... wat toegang tot die skool	baie maklik	maak . Die voorsitter van ...	baie maklik	TW.hooftelewoord.bywoord.onbepaald B.NW.stellend.predikatief
... Potgieter , sê dit is	baie maklik	vir misdadigers om die toestelle ...	baie maklik	TW.hooftelewoord.bywoord.onbepaald B.NW.stellend.predikatief

At the top of the search results page ('Soekresultate') the following information is given: The search query in Corpus Query Language (see section 5), the status (whether the search is completed or not), the number of hits and the number of documents in which the hits occurred. You can customize the search by clicking 'verander'.

Warning: If a search yields more than 5 million hits, only 5000000 will be displayed. The figure should therefore be interpreted as '5 million or more'.

Under the search command is the search results window. Under the heading 'Trefslae' the results are given as keywords in context (KWIC).

The words that match the search command (i.e. the hit or the 'match') are bold and are visually separated from the left and right. In addition, the lemma and parts of speech are displayed. The results can be sorted by clicking on one of the column names. You can choose whether you want to see 50, 100 or 200 results per page. By clicking 'Toggle titles' you can see information about the source of the sentence, i.e. the author and the publication date of the text. By clicking on the search result, you can see more context. You can save the results by clicking 'stoor resultate'.

Under the heading ‘**Dokumente**’, the hits are sorted by the text (‘dokumenttitel’) and corpus (‘versameling’). This enables you to determine which texts produce the most hits.

The screenshot shows the search results for the query "[word="baie"][(word="maklik")]". The results are sorted by document title and corpus. The top result is from the 'Taalkommissie-korpus.Nie-fiksie.Nie-akademies.Koerant.Landswyd.Rapport' corpus, with 50 hits. The second result is from the 'Taalkommissie-korpus.Nie-fiksie.Nie-akademies.Koerant.Suid.Burger' corpus, with 48 hits. The third result is from the 'Taalkommissie-korpus.Nie-fiksie.Akademies.Studiegids.VerskeieWetenskappe3' corpus, with 28 hits.

#	Soekopdrag	binne	Metadatiflers	Groepering	Status	Trefslae	Dokumente
1	[[word="baie"]][(word="maklik")]	document			KLAAR	359	66

Soekresultate:

Trefslae: 50 per bladsy

Bladsy 1 van 2

Dokumenttitel	Versameling	Hits
147. Nie-fiksie.Nie-akademies.Koerant.Landswyd.Rapport deur Onbekend	Taalkommissie-korpus.Nie-fiksie.Nie-akademies.Koerant.Landswyd.Rapport	50
148. Nie-fiksie.Nie-akademies.Koerant.Suid.Burger deur Onbekend	Taalkommissie-korpus.Nie-fiksie.Nie-akademies.Koerant.Suid.Burger	48
127. Nie-fiksie.Akademies.Studiegids.VerskeieWetenskappe3 deur Onbekend	Taalkommissie-korpus.Nie-fiksie.Akademies.Studiegids.VerskeieWetenskappe3	28

Under the heading ‘**Trefslae in groepe**’ you can group results by a specific category, for example by author name, word to the left, part of speech of the hit, etc. Below are the results sorted by ‘woord links’ [word to the left]. It appears that ‘is’ appears most frequently before the string ‘baie maklik’ in the corpora, for example in the sentence ‘Dit is baie maklik om te sê wat die meervoud van hond is’.

The screenshot shows the search results for the query "[word="baie"][(word="maklik")]". The results are grouped by 'woord links'. The most frequent word to the left of 'baie maklik' is 'is', with 46 hits. Other words include 'dit' (41), 'kan' (33), 'Dis' (15), 'wat' (12), 'sal' (7), and 'hulle' (6).

Groep	Trefslae
is	46
dit	41
kan	33
Dis	15
wat	12
sal	7
hulle	6

Under the heading ‘**Dokumente in groepe**’, you can sort the source texts according to three major categories: author, publication date and corpus (‘versamelingnaam’). Below are the results sorted by corpus. It appears that most hits are found in 19 documents of the PUK/Protea Boekhuis corpus.

Soekopdragte:

#	Soekopdrag	binne	Metadatatfilters	Groepering	Status	Trefslae	Dokumente	
1	[[word="baie"]][[word="maklik"]]	document		field CollectionName	KLAAR	359	66	VERANDER

Soekresultate:

Trefslae | Dokumente | Trefslae in groepe | Dokumente in groepe

Versamelingnaam:

Toon 50 per bladsy

Bladsy 1 van 1 Gaan

Stoor resultate

Groep	Dokumente
PUK/Protea Boekhuis-korpus	19
NWU/LAPA-korpus	13
RSG-nuuskorpus	7
WatKykUly-Korpus	4
NCHLT- Afrikaanse Korpus	1
Taalkommissie-korpus.Nie-fiksie.Nie-akademies.Boeke.Ander	1
Taalkommissie-korpus.Nie-fiksie.Nie-akademies.Boeke.Algemeen	1

Under the headings ‘Trefslae in groepe’ and ‘Dokumente in groepe’ you can click on the green bar of a search result. Then another button appears: ‘Vertoon gedetailleerde dokumente in hierdie groep’ [Show detailed documents in this group].

Soekopdragte:

#	Soekopdrag	binne	Metadatatfilters	Groepering	Status	Trefslae	Dokumente	
1	[[word="baie"]][[word="maklik"]]	document		woordleef word	KLAAR	359	66	VERANDER

Soekresultate:

Trefslae | Dokumente | Trefslae in groepe | Dokumente in groepe

woord links:

Toon 50 per bladsy

Bladsy 1 van 3 Gaan

Voer uit

Groep	Trefslae
is	46
dit	41
kan	33
Dis	15
wat	12
sal	7

Vertoon gedetailleerde dokumente in hierdie groep

Clicking this button will perform a new search, rendering only the search results of the item on which you have clicked. Below you will see the search command and the first results for a

search on words that appear to the left of 'baie maklik', as in 'lang gras wat baie maklik aan die brand slaan'.

The screenshot shows a search interface with a blue header containing 'Soek' and 'Korpusinligting'. Below the header, there are tabs for 'Eenvoudig', 'Uitgebreid', 'Gevorderd', and 'Kundig', along with a 'Resultate' button. The main content area is divided into two sections: 'Soekopdragte' and 'Soekresultate'.

Soekopdragte:

#	Soekopdrag	binne	Metadatafilters	Groepering	Status	Trefslae	Dokumente	
1	[(word="baie")][(word="maklik")]	document		wordleft:word	KLAAR	359	66	VERANDER X
3	[word="(?!-)wat"][(word="baie")][(word="maklik")]			-	KLAAR	12	10	VERANDER X

Soekresultate:

Trefslae: **Dokumente** | Trefslae in groepe | Dokumente in groepe

Toon 50 per bladsy | << < 1 > >> | Toggle titels | Bladsy 1 van 1 | Gaan

Voer uit

Konteks links	Trefstuk ▲ ▼	Konteks regs	lemma ▲ ▼	woordsoort ▲ ▼
... baie droog met lang gras	wat baie maklik	aan die brand kan slaan ...	wat baie maklik	VNW.betreklik TW.hoofelwoord bywoord onbepaald B.NW.stellend,predikatief
... . Dit is 'n program	wat baie maklik	is om aan te leer ...	wat baie maklik	VNW.betreklik TW.hoofelwoord bywoord onbepaald B.NW.stellend,predikatief
... van beserings by die sportman	wat baie maklik	voorkom. BEGINSELS VAN BEHANDELING ...	wat baie maklik	VNW.betreklik TW.hoofelwoord bywoord onbepaald B.NW.stellend,predikatief
... is 'n hoogs aansteeklike ooginfeksie	wat baie maklik	versprei. Dit kan veroorsaak ...	wat baie maklik	VNW.betreklik TW.hoofelwoord bywoord onbepaald B.NW.stellend,predikatief
... . Dis die soort ding	wat baie maklik	deur ander fotografe nageaap sou ...	wat baie maklik	VNW.betreklik TW.hoofelwoord bywoord onbepaald B.NW.stellend,predikatief

4.2 Extended

4.2.1 Search command

The extended search method allows you to filter metadata and search for words, lemmas and/or parts of speech. To filter the metadata, you can set a number of 'rules'. For example, you can search within a particular corpus, or you can choose a publication date or author name. You can set multiple filters by right-clicking on the + character. The search command below is to search for 'mooi' in texts published in 2008.

Soek Korpusinligting

Eenvoudig **Uitgebreid** Gevorderd Kuldig || Resultate Dokument

Metadatafilters

Pas hierdie reëls toe:

Publikasiedatum is 2008

Groepeer trefslae per

Soek binne dokument

woord Kassensitief

lemma Kassensitief

woordsoort

Skei bondeInavrae

Soek Herstel

Usually search queries are not case sensitive. If you want to create a case sensitive search, you must tick the box 'Kassensitief'.

4.2.2 Results

The results are displayed in the 'Soekresultate' window. As indicated in section 4.1.2, you can sort and download the results.

Soek Korpusinligting

Eenvoudig Uitgebreid Gevorderd Kuldig || **Resultate** Dokument

Soekopdragte:

#	Soekopdrag	binne	Metadatafilters	Groepering	Status	Trefslae	Dokumente
1	[[word="baie"]][[word="maklik"]]	document		field:CollectionName	KLAAR	359	66
4	[[lemma="(?)mooi"]]	document	PublicationDate="2008"	-	KLAAR	719	18

Soekresultate:

Trefslae **Dokumente** Trefslae in groepe Dokumente in groepe

Toon 50 per bladsy << < 1 2 3 4 5 6 ... > >> **Toggle trefslae** Bladsy 1 van 15 **Gaan**

Stoor resultate


Konteks links	Trefstuk ▲ ▼	Konteks regs	lemma ▲ ▼	woordsoort ▲ ▼
... een van die wêreld se	mooiste	skepe - die Esmeralda in ...	mooi	B.NW.stellend.attritief
... Die wêreld word al	mooier	, ná die eidelose grasvlaktes. ...	mooi	WW
... het . Dit was die	mooiste	plek . Wild het daar ...	mooi	B.NW.stellend.attritief
... vasgesit. Altesaam dertien bulle met	mooi	tande is geskiet . Die ...	mooi	
... die houtploeg aangelê , 'n	mooi	oes ingesamel en verder getrek ...	mooi	S.NW.soortnaam enkelvoud nominatief basis
... frisser en hy het 'n	mooier	teerheid by Willem Bessemer teenoor ...	mooi	B.NW.stellend.attritief
... tot stilstand bring om eers	mooi	te kyk . Na die ...	mooi	WW
... eers loop oë wys en	mooi	kyk . " Toe jaag ...	mooi	
... kry . En voor Naas	mooi	weet , het sy haar ...	mooi	S.NW.soortnaam meervoud nominatief . basis
... vlam. Dit is nog nie	mooi	lig nie , toe hy ...	mooi	
... tref hom weer hoe volmaak	mooi	sy is . Sy laat ...	mooi	WW
... hulle joue , Naas .	Mooi	loop en lig loop vir ...	Mooi	S.NW.soortnaam enkelvoud nominatief basis

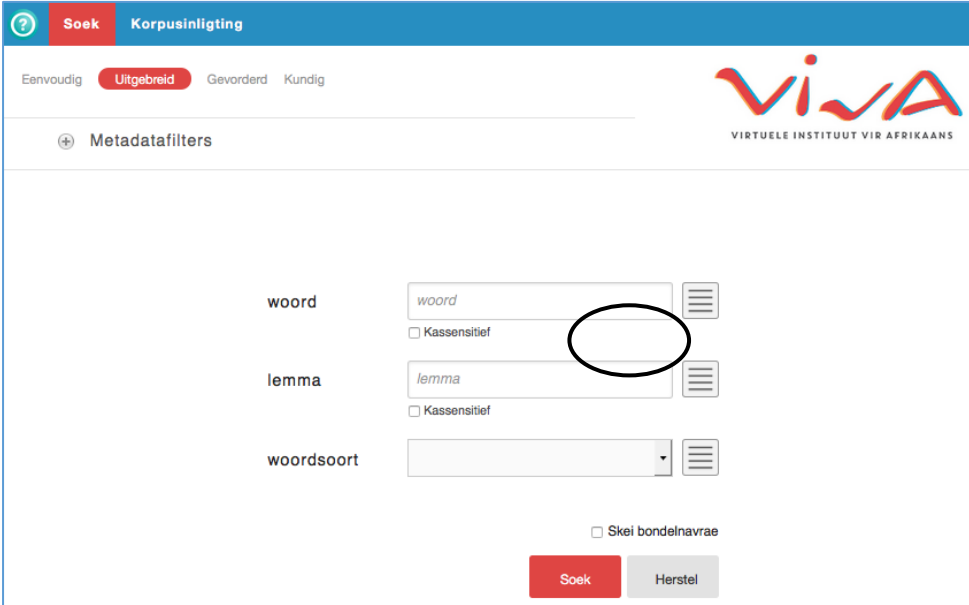
In the command, the metadata filter was created: Only documents created in 2008 are searched. Note that the lemma 'mooi' was searched. Therefore, the formal variants such as 'mooie', 'mooier' and 'mooiste' are also rendered.

Above the new search command, the previous search command is still visible. Clicking on it allows you to re-examine the search results.

4.2.3 Batch queries

In expanded search mode, it is possible to run batch queries ('bondelnavrae'). That means that it is possible to execute different search commands simultaneously. If you have a long list of words, lemmas or parts of speech that you want to reference in Corpus Portal, you do not have to enter each command separately.

By clicking on the  button to the right of word, lemma or part of speech, you can upload an excerpt of the text (flat text, NOT a Word document) with a list of search commands. The items in the list must be the same type (words OR lemmas OR parts of speech).



The screenshot shows the VIVA search interface. At the top, there is a blue header with a question mark icon, the word 'Soek', and 'Korpusinligting'. Below this, there are tabs for 'Eenvoudig', 'Uitgebreid' (selected), 'Gevorderd', and 'Kundig'. The VIVA logo and 'VIRTUELE INSTITUUT VIR AFRIKAANS' are on the right. A section for 'Metadatafilters' is visible. The search filters are: 'woord' with a text input containing 'woord', a checkbox for 'Kassensitief', and a list icon circled in black; 'lemma' with a text input containing 'lemma', a checkbox for 'Kassensitief', and a list icon; and 'woordsoort' with a dropdown menu and a list icon. At the bottom, there is a checkbox for 'Skei bondelnavrae' and two buttons: 'Soek' (red) and 'Herstel' (grey).

In the example below, lemmas are loaded.

Soek Korpusinligting

Eenvoudig **Uitgebreid** Gevorderd Kundig

VIVA
VIRTUELE INSTITUUT VIR AFRIKAANS

⊕ Metadatafilters

woord

Kassensitief

lemma

Kassensitief

woordsort

Skei bondelnavrae

Soek **Herstel**

The 'skei bondelnavrae' box is always marked. That means every line in the search window is treated as a separate query. The results page looks like this:

Soek Korpusinligting

Eenvoudig Uitgebreid Gevorderd Kundig **Resultate**

VIVA
VIRTUELE INSTITUUT VIR AFRIKAANS

Soekopdragte:

#	Soekopdrag	binne	Metadatafilters	Groepering	Status	Trefslae	Dokumente	
1	[lemma="(?)olifant"]	document		-	KLAAR	2871	111	VERANDER
2	[lemma="(?)leeu"]	document		-	KLAAR	6535	162	VERANDER
3	[lemma="(?)renoster"]	document		-	KLAAR	1412	73	VERANDER
4	[lemma="(?)buffel"]	document		-	KLAAR	837	108	VERANDER
5	[lemma="(?)luiperd"]	document		-	KLAAR	1158	89	VERANDER

Soekresultate:

Trefslae **Dokumente** Trefslae in groepe **Dokumente in groepe**

Toon 50 per bladsy **Toggle tittels** Bladsy 1 van 17 **Gaan**

Stoor resultate

Konteks links	Trefstuk ▲ ▼	Konteks regs	lemma ▲ ▼	woordsort ▲ ▼
... Werker van Limpopo is deur ... besig toe hy deur die ... bestel. Twee Amerikaanse maatskappye vervaardig ... veroorsaak dat siektedraende diere soos ... van koedoos, nyala's,	buffels	op Hoedspruit doodgetrap . Die ... aangeval is . Kritekiet : ... en Cougar gepantserde voertuie met ... op plase beland . Die ... en kameelperde wat in die ...	buffel	S.NW.soortnaam.meervoud.nominatief . basis
	buffels		buffel	S.NW.soortnaam.enkelvoud.nominatief . basis
	Buffel		Buffel	WW.
	buffels		buffel	S.NW.soortnaam.meervoud.nominatief . basis
	buffels		buffel	S.NW.soortnaam.meervoud.nominatief . basis

If you delete the 'skei bondelnavrae' box, all the items in the query will be converted to a single query.

The screenshot shows the VIVA search interface. At the top, there is a search bar and navigation tabs: 'Eenvoudig', 'Uitgebreid', 'Gevorderd', 'Kundig', and 'Resultate'. The search results are displayed in a table with the following columns: '#', 'Soekopdrag', 'binne', 'Metadatafilters', 'Groepering', 'Status', 'Trefslae', and 'Dokumente'. The first result is for a query: '[(lemma="(?)olifant" | lemma="(?)leu" | lemma="(?)renoster" | lemma="(?)luiperd" | lemma="(?)luiperd)]'. Below the table, there are options to view results in 'Trefslae', 'Dokumente', 'Trefslae in groepe', or 'Dokumente in groepe'. A pagination bar shows 'Toon 50 per bladsy' and 'Bladsy 1 van 257'. A table below the pagination shows search results with columns for 'Konteks links', 'Trefstuk', 'Konteks regs', 'lemma', and 'woordsort'.


The results can be consulted in the same way as described in section 4.2.1.

4.3 Advanced

4.3.1 Search command

The advanced search method allows you to filter metadata, as set out in section 4.2.1. This input method is a combination of the previous two. As in simple search mode, it is possible to define one or more search terms. As in the expanded search mode, it is possible to indicate whether you are interested in the exact word form, the lemma or the part of speech for each item. Combinations are also possible in this search mode. Each block indicates an element of the query. In that block, you can provide information about the word form, the lemma and/or the part of speech. By clicking on the + symbol to the right, you can link multiple elements to the search command. The search command below searches for combinations of 'die' as article, followed by 'mooi' or 'goed' as adjective, followed by a noun.

By clicking the + symbol at the bottom left of the box, you can apply an AND restriction. In this manner, you can indicate that you are looking for the word 'die' AND that it must be an article. By clicking on OR you can apply an OR restriction. For example, you can indicate that you are looking for the lemma 'mooi' OR the lemma 'goed'.

The  button allows you to set additional conditions, for example, to display only hits that occur at the beginning of a sentence.

The screenshot shows the 'Soek' (Search) interface in 'Korpusinligting' (Corpus Information) mode. The interface includes a search bar with 'Metadatafilters' and buttons for 'Soek' (Search) and 'Herstel' (Reset). Below the search bar, there are three active search panels, each with a 'Kassensitief' (Case-sensitive) checkbox and an 'OR' button. The first panel is for 'woord' (word) with 'die' and 'Kassensitief' checked. The second panel is for 'lemma' (lemma) with 'mooi' and 'goed' and 'Kassensitief' checked. The third panel is for 'woordsoor' (word form) with 'Selfstandige Naamw' (Noun) and 'Kassensitief' checked. The interface also includes a 'Skei bondelnavrae' (Separate bundle requests) checkbox and a 'Resultate' (Results) button.

4.3.2 Results

The results are displayed in the 'Soekresultate' window. As indicated in section 4.1.2, you can sort and download the results. The figure below shows the grouped hits, indicating that the string 'die goeie nuus' has the highest number of hits in terms of the given search command.

Soek Korpusinligting

Eenvoudig Uitgebreid Gevorderd Kundig || **Resultate** Dokument

Soekopdragte:

#	Soekopdrag	binne	Metadatalfilters	Groepering	Status	Trefslae	Dokumente	
1	[[word="baie"]][[word="maklik"]]	document			KLAAR	359	66	VERANDER X
4	[lemma="(?)mooi"]	document	PublicationDate="2008"	-	KLAAR	719	18	VERANDER X
10	[word="(?)die" & pos="(?)LD."][[lemma="(?)mooi" lemma="(?)goed" & pos="(?)B.NW."][[pos="(?)S.NW."]]	document		hit word	KLAAR	1121	210	VERANDER X

Soekresultate:

Trefslae | Dokumente | Trefslae in groepe | **Dokumente in groepe**

hit woord

Toon 50 per bladsy


<< < 1 2 3 4 5 6 ... > >>

Bladsy 1 van 12 Gaan

Stoor resultate

Groep ▲ ▼	Trefslae ▲ ▼
die goeie nuus	75
Die goeie nuus	50
die mooiste meisie	23
die goeie lewe	22
die Goeie Hoop	21
die goeie dinge	18
die mooiste vrou	17
die goeie tye	16

4.3.3 Batch queries

It is also possible in this search mode to perform bundle queries by loading a list of queries via the  button. This function works in a similar way as described in section 4.2.3.

4.4 Expert ['Kundig']

4.4.1 Search command

'Kundig' is the most advanced search mode. The metadata can be filtered as set out in section 4.2.1. In addition, the interface consists of a text field in which you can give a search command in **Corpus Query Language (CQL)**, which makes it possible to define complex search assignments. For this, you need to know the CQL format and the labels used for the annotation of parts of speech. The advantage is that you have more control over the patterns you are looking for. If you click on the question mark icon, you will get a few examples of search commands in CQL format.

Voorbeelde van geldige soektogte in Korpusnavraagtaal (CQL):

- Soek die woord "appel" of die woord "peer"


```
["appel" | "peer"] of [{"(?i)appel"} | {"(?i)peer"}] (niekassensitief)
```

```
["(?-i)appel" | {"(?-i)peer"}] (kassensitief)
```

```
[word=(appel|peer)]
```

```
[word=(?-i)(appel|peer)] (kassensitief)
```
- Soek die woord "die" gevolg deur 'n woord wat met "app" begin


```
["die"] [{"app.*"}]
```
- Soek die woord "wees" as werkwoord


```
["wees" & pos="WW.*"]
```
- Soek enige vorm van "wees" as werkwoord


```
[lemma="wees" & pos="WW.*"]
```
- Soek enige vorm van "wees" gevolg deur enige vorm van "bly".


```
[lemma="wees"] [lemma="bly"]
```
- Soek twee opeenvolgende woorde wat met "de" begin.


```
"de.*"{2}
```
- Soek twee of meer opeenvolgende woorde wat met "die" begin


```
"die.*"{2,}
```

The following CQL query searches for 'voorbeeld' or 'voorbeelde' as noun. **[voorbeeld(e)? & pos='S. NW.*']**.

Section 5 contains an introduction to CQL, with reference to Corpus Portal. An overview of all abbreviations and operators may be found in the Addendum in the back of this user guide.

4.4.2 Results

The results are also displayed in the 'Soekresultate' window. As indicated in section 4.1.2, you can sort and download the results. The figure below indicates a number of hits where 'voorbeeld', 'voorbeelde' as well as 'Voorbeeld' and 'Voorbeelde' were annotated as nouns, i.e. where they have been labelled 'S.NW.'

Soek Korpusinligting

Eenvoudig Uitgebreid Gevorderd Kundig || Resultate Dokument

Soekopdragte:

#	Soekopdrag	binne	Metadatafilters	Groepering	Status	Trefslae	Dokumente
1	[(word="baie")][(word="maklik")]	document			KLAAR	359	66
4	[lemma="{?}"mooi"]	document	PublicationDate="2008"	-	KLAAR	719	18
10	[word="{?}"die" & pos="{?}"LD."][(lemma="{?}"mooi" lemma="{?}"goed") & pos="{?}"B.NW."][(pos="{?}"S.NW."]	document		hit word	KLAAR	1121	210
13	[voorbeeld(e)?" & pos="S.NW."]	document			KLAAR	28565	231

Soekresultate:

Trefslae Dokumente Trefslae in groepe Dokumente in groepe

Toon 50 per bladsy << < 1 2 3 4 5 6 7 8 ... > >> Toggle titels Bladsy 3 van 572 Gaan

Stoor resultate

Konteks links	Trefstuk ▲ ▼	Konteks regs	lemma ▲ ▼	woordsoort ▲ ▼
... kan die hele bevolking die	voorbeeld	van ryk mense volg wat ...	voorbeeld	S.NW soortnaam enkelvoud nominatief basis
... het president Jacob Zuma se	voorbeeld	gevolg en MIV / VIGS-toetse ...	voorbeeld	S.NW soortnaam enkelvoud nominatief basis
... land se langtermynontwikkeling beïnvloed .	Voorbeelde	hiervan is klimaatsverandering , demografiese ...	Voorbeeld	S.NW soortnaam meervoud nominatief basis
... staatseffekte het die geldeenheid se	voorbeeld	gevolg . Beleggers het uit ...	voorbeeld	S.NW soortnaam enkelvoud nominatief basis
... aanbetref , is daar talle	voorbeeld	in die wêreld waar staatsbeheerde ...	voorbeeld	S.NW soortnaam meervoud nominatief basis
... is , stel 'n slegte	voorbeeld	aan ander lande in die ...	voorbeeld	S.NW soortnaam enkelvoud nominatief basis
... is geloof as 'n perfekte	voorbeeld	van hoe mense hulle landwyd ...	voorbeeld	S.NW soortnaam enkelvoud nominatief basis

5 Corpus Query Language (CQL)

Corpus Query Language (CQL) is a formalized search language used to search annotated corpora. It is used by other search engines besides Corpus Portal. As indicated in section 4, CQL makes it possible to formulate more complex search commands. In order to accomplish this, you need to know a little about CQL and the labels used for the annotation of parts of speech. The advantage is that you have more control over the patterns you are looking for. This section provides an introduction the CQL format, as applicable to Corpus Portal. An overview of all abbreviations and operators may be found in the Addendum.

You may use CQL as input method in the search mode '**Kundig**' of Corpus Portal (see section 4). If you use a different search mode, the question will be converted automatically into a CQL query. You will be able to see this in the results window (under 'Soekopdragte'). In this manner, you may become familiar with the formulation without actively using it. You may also copy automatically generated CQL queries into the search mode 'kundig' and refine them. This may be simpler than to formulate the queries from scratch. And yet it may be useful to grasp some of the basics of CQL before you embark on this search. It is discussed in the next section.

Warning: It is important to use the **correct quotation marks** in CQL, or you will receive an error message. Keep this in mind when copying search commands from word processing programs such as MS Word or OpenOffice. Search commands copied from flat texts should not be a problem.

5.1 Simple search commands

In this section, a few simple CQL search commands are demonstrated. Similar search commands may form the building blocks for more complex search instructions.

5.1.1 A few basic principles

- Every element (word, lemma and/or part of speech) must be defined in **square brackets: []**
- You can define the element you are looking for by typing **word=**, **lemma=**, or **pos=** before it.
- When you define a word, lemma or label for a part of speech, you should place it between **straight (single ' ' or double " ") quotation marks**.

5.1.2 Search for a word, lemma or part of speech.

- Search for all the instances of the word 'lekker'. **[word='lekker']** or **['lekker']** or **'lekker'**

This search command searches for the exact word 'lekker' but is not case sensitive. Sentences with 'Lekker' are therefore also displayed in the results, but sentences with 'lekkerder' or 'lekkerste' are not displayed.

If you search for the word form only, you do not have to specify the label 'word=' and the brackets.

- Search for all the instances of the lemma 'lekker'. **[lemma='lekker']**
This search command searches for sentences in which 'lekker' and all its derivatives appear, i.e. 'lekker', 'lekkerder', 'lekkerste', etc.
- Search for constructions with a definite article. **[pos='LID.bepaald']**
This search command will search for items labelled 'LID.bepaald', i.e. 'die' and 'Die'.
- With the & symbol, you are able to define more characteristics of an element, such as the lemma and the part of speech. This enables you to search for 'groot' as attributive adjective. This will exclude all instances of 'groot' as predicative adjective.
[lemma='groot' & pos='B.NW.stellend.attritief']
The search results will render hits such as 'groot deurbraak', 'groot kinders', 'die groot familie'.

5.1.3 Search for adjacent words, lemmas and/or parts of speech.

You are able to search various elements, such as two adjacent words or combination of words, lemmas or parts of speech by defining the various elements in square brackets.

- Search for instances of 'baie lekker'. **[word='baie'] [word='lekker'] or ['baie'] ['lekker'] or 'baie' 'lekker'**
The results contain constructions with 'baie lekker', 'Baie lekker' and 'BAIE LEKKER'. In this case the brackets and the label **'word='** are optional as well.
- You are also able to combine elements. For instance, you can search for constructions that contain the word 'die', and an attributive adjective and the lemma 'man'.
[word='die'] [pos='B.NW.stellend.attributief'] [lemma='man']
Examples of hits are: 'die 40-jarige man', 'die gesogte man', 'Die gewapende mans'.
- You can define multiple characteristics per element. In this manner, you can search for instances of 'geveg' as noun, where it is followed by 'het'.
['geveg' & pos='S.NW.soortnaam.enkelvoud.nominatief.basis'] ['het']
Hits will include constructions such as 'die geveg het begin'. Constructions containing 'geveg' as verb will be excluded.

5.1.4 Search non-adjacent constructions

You can search for constructions where the elements are not adjacent, such as the combination of a verb and a particle. By using square brackets [] you are able to indicate the number of items between the two elements.

- Search for constructions with 'die man' containing an arbitrary item between 'die' and 'man'.
'die' [] 'man'
The result contains constructions such as 'die ander man', 'die 50-jarige man', 'die jong man'.

You can indicate more elements between the two items by using more bracket pairs: **'die' [] [] 'man'** or **'die' [] [] [] 'man'**. For searches where the two elements are placed far apart, this is not an effective search method. In such cases, accolades { } should be used to indicate the distance between the elements. The search command **'die' [] [] [] 'man'** can therefore also be formulated as **'die' [] {3} 'man'**.

- Search for constructions with 'aflaai' which contain two items between the verb and the particle.
'laai' [] {2} [lemma='af' & pos='U.partikel.ww. ']
The result contains constructions like 'toe gaan laai ek haar af', 'laai dit nou af', 'Joe laai sy dogter af'.

You can also define an interval, for example, that between two and five elements may occur between the verb and the particle. **'laai' [] {2,5} [lemma='af' & pos='U.partikel.ww. ']** That

generates hits such as 'die ander man', 'laai my asseblief by die kantoor af', 'laai jou weer veilig af'.

5.2 Boolean operators

Boolean operators are **logical operators** used regularly in informatics and mathematics. CQL also uses them. The three operators in CQL are AND, OR and NOT. Operators enable you to express both conjunction, disjunction and negation. This allows you to formulate more advanced search commands.

5.2.1 AND

The use of the AND operator is discussed in section 5.1.2. With the **&** symbol you can define an AND ratio. For example, you can search for combinations of lemmas and part of speech annotations. This way you can find instances of 'groot' as predicative adjective in Corpus Portal using the search query **[lemma='groot' & pos='B.NW.stellend.predikatief']**. Examples of hits are 'die impak sal groot wees', 'die risiko is te groot'.

5.2.2 OR

With the OR operator, you can search for more than one element at a time in one search. The OR ratio is expressed with the **|** symbol. The CQL command **['klein'|'groot']** searches for instances of the word 'klein' or the word 'groot'. Examples of hits are 'n groot gedeelte', 'klein entrepreneurs'. Another formulation that will yield the same result is **[word='klein|groot']**, **[word='klein'|word='groot']**.

The OR function not only works with words; you can also search for different lemmas or parts of speech at the same time. The search command **[pos='VNW.aanwysend|VNW.vraend']** renders results that contain a demonstrative (e.g, 'hierdie', 'dié') or interrogative pronoun (e.g, 'wie', 'hoe', 'wat').

This search command can also be formulated as follows:

[pos='VNW.aanwysend'|pos='VNW.vraend'].

The notation **[pos='VNW.aanwysend'|'VNW.vraend']** is not an alternative, because the search will be for the demonstrative pronoun as part of speech, but for the interrogative pronoun as word.

5.2.3 NOT

The NOT function allows you to exclude certain elements from a search. You can do this in CQL by placing an **exclamation point before the equal sign (!=)**. The search **['suid']** **[word!='Afrika']** is going to search for hits in which the word 'suid' is followed by another word,

where the second word may not be 'Afrika'. For example, the results will include 'suid van die Sahara'.

It is possible to indicate that one element must comply with condition A, but not with condition B. The search command

['suid'] [word!= 'Afrika' & pos='EIE.eienaam.enkelvoud.nominatief.basis']

will render hits where the second element is a proper noun, but not 'Afrika'. The results contain, among other things, the erroneous 'Suid Korea' and 'Suid Soedan', but no combinations such as 'suid van ...'

5.3 Fixed expressions

The command for **fixed expressions** (regex) enables you to define a search pattern. As with Boolean operators, fixed expressions have not been created specifically for CQL, but different applications do make use of it. A simple application is the 'find and replace' function in text processors. This allows you to search for specific patterns (or strings) in a text and you can use your wildcard to search for different patterns simultaneously. In Corpus Portal, you can use fixed expressions to search for words, but you can also search for lemmas or parts of speech.

The usual letters and numbers in the fixed expression correspond with the same characters in the text: the search **[word='3-duisend']** will find the word '3-duisend' in the corpus.

This section lists the most important **special characters** that you can use in conjunction with CQL.

5.3.1 Wild card for a random character

A **fullstop** (.) indicates a random character. In this way, the search command **['b.l']** renders *inter alia* 'bal', 'bol', 'bil' and 'BOL'.

Fixed expressions are by default **not case sensitive**.

5.3.2 Grouping of characters and patterns

By using **square brackets** ([]) you can define a character class, i.e. a list of possible characters. The fixed expression **['b[aie]l']** searches for 'bal', 'bil' and 'bel' (but not 'bol' or 'bul').

In section 5.2.2, the OR operator | is explained. You can use it to indicate **optionality** between full words or parts of speech. For example, if you are looking for all instances of plural possessive pronouns, you can use the following search command:

[pos='VNW.eerste.meervoud.besitlik'|pos='VNW.tweede.meervoud.besitlik'|pos='VNW.derde.meervoud.besitlik'].

An alternative would be **[pos='VNW.(eerste|tweede|derde).meervoud.besitlik']**, where you indicate differences in round brackets.

An additional example is **['ou(m|p)a']**, which will render 'ouma' as well as 'oupa' and thus correspond with ['ouma|oupa'].

5.3.3 Quantification

The **quantifiers +, ? and *** indicate how often a particular character would appear in the search pattern.

- The **question mark (?)** indicates that the previous character can occur 0 or 1 time. **['voorbeeld? ']** searches for instances of 'voorbeeld' and 'voorbeelde'. The quantifiers can be used in the same way as the OR operator in conjunction with groupings in round brackets. **['seun(tjie)?']** renders 'seun' and 'seuntjie'.
- The **plus sign (+)** indicates that the previous character (or group of characters) may occur 1 or more times. **['do+r']** searches for 'dor', 'door', 'dooor', etc.
- The **asterisk (*)** indicates that the previous character (or group of characters) may occur 0, 1 or more than 1 times. **['do*r']** searches for 'dr', 'dor', 'door', 'dooor', etc.

A regular fixed expression is **['.*']** that detects all text. The search is also useful to do general part of speech annotation searches. For example, if you search for all pronouns, you can use the search request **[pos='VNW.*']**.

You can use the quantifier within an element, or to define 0, 1 or multiple occurrences of the same elements. In this way you can search for constructions with one or more verbs using the query **[pos='WW.*']+**.

You can also use **accolades** to indicate how often a particular element may occur. In this way the fixed expression **['do{2}r']** searches for 'door', **['do{1,2}r']** searches for 'dor' and 'door'. **['hallo{2,}']** searches for constructions with two or more o characters, such as 'halloo' and 'hallooo'.

This method of quantification also allows you to use CQL for the complete element.

[pos='WW.*']{2} searches for constructions with two consecutive verbs, such as 'opgelos word'. **[pos='WW.*']{2,3}** searches for constructions with two or three consecutive verbs, such as 'opgelos word' and 'probeer insmokkel het'. **[pos='WW.*']{2}** searches for constructions with two or more consecutive verbs.

5.3.4 Escape sign

Sometimes you want to search for the **actual version of the special characters** in the corpus. You can do this by placing a backslash (\) before that character. `[\.]` searches for a full stop, `[\?]` for a question mark, `[\(]` for a bracket. The backslash itself can be found with `[\]`.

5.3.5 Case sensitive search commands

In the previous sections it was indicated that CQL searches are not case sensitive. If you wish to formulate a case sensitive command, you can add the operator `(?-i)` to the case sensitive section of the search.

`['(?-i) Lekker']` searches for instances of 'Lekker'. Sentences with 'lekker' or 'LEKKER' are not shown in these results.

In search commands with multiple elements, or if the OR operator is used, the `(?-i)` add-on does not relate to the full command. `['(?-i)Lekker'|'dag']` renders constructions with 'Lekker', 'dag', 'Dag' and 'DAG'. If you also want to make the second element of the disjunction case sensitive, you should do the following: `['(?-i)Lekker'|'(?-i)dag']` or `['(?-i)(Lekker|dag)']`. The search engine only looks for 'Lekker' and 'dag'.

6 Addendum

6.1 Corpora in Corpus Portal

There are three levels of access to VivA's Corpus Portal:

- **OPEN:** The corpora in this group are freely available to all VivA users for research purposes.
- **EXTENSIVE:** The corpora in this group also include the corpora in the OPEN level. Access is restricted to *bona fide* researchers. Apply for access to these corpora by completing the [online application form](#).
- **EXCLUSIVE:** The corpora in this group are only available to bona fide researchers who can demonstrate that the corpora are required for a specific project. Apply for access to these corpora by completing the [online application form](#).

Level	Name	Number of words	Number of text units
OPEN	NCHLT- Afrikaanse korpus 1.0	2 229 214	2 489 716
EXTENSIVE	Afrikaanse Leipzig-korpus 1.0	28 776 800	32 269 153
EXTENSIVE	NWU/Maroela Media-korpus 1.2	9 173 430	10 378 957
EXTENSIVE	NWU/Lapa-korpus 1.1	9 804 270	11 639 129
EXTENSIVE	PUK/Protea Boekhuis-korpus 2.1	8 022 403	9 255 228
EXTENSIVE	RSG-nuuskorpus 2.1	14 829 223	16 160 631
EXTENSIVE	Taalkommissie-korpus 1.1	47 321 344	53 622 677
EXTENSIVE	Wikipedia- Afrikaanse korpus 1.0	11 523 680	13 119 966
EXCLUSIVE	Watkykky.co.za-korpus 1.2	1 236 214	1 406 709
	TOTAL	132 916 578	150 342 166

All corpora in Corpus Portal are automatically lemmatized (approximately 90% accurate) and provided with word types (approximately 75% accurate). The annotations are not corrected; users should take into account possible annotation errors.

Use the following reference to refer to this corpus collection:

Virtuele Instituut vir Afrikaans (VivA). 2016. Korpusportaal. Available at: <http://viva-afrikaans.org>.

6.2 Linguistic annotation

6.2.1 Labels

Annotation	Label	CQL example	Examples
Word	word	'rooi' [word='rooi']	<i>rooi, Rooi</i>
Lemma	lemma	[lemma='rooi']	<i>rooi, Rooi, rooie, Rooie</i>
Part of speech	pos	[pos='B.NW.*']	<i>toegesneeude, flikkerende, goeie</i>

6.2.2 General parts of speech

Part of speech	Abbreviation	CQL search term
Adjective	B.NW.	[pos='B.NW.*']
Adverb	BW.	[pos='BW.*']
Article	LID	[pos='LID.*']
Noun		[pos='S.* EIE.*']
- Substantive	S.NW.	[pos='S.NW.*']
- Proper noun	EIE.	[pos='EIE.*']
Punctuation	U.	[pos='U. (sinseinde sinmiddel links.* regs.*)']
Numeral	TW.	[pos='TW.*']
Interjection	TSW.	[pos='TSW.*']
Conjunction	VG.	[pos='VG.*']
Pronoun	VNW.	[pos='VNW.*']
Preposition	VS.	[pos='VS.*']
Verb	WW.	[pos='WW.*']

6.2.3 Parts of speech

Labels in Corpus Portal. Found by part of speech via 'Kundig', e.g. [pos='S.NW.*'], Hits in groups, sorted on 'hit woordsoort'.

Part of speech	Label
Adjective	
	B.NW.stellend.attributief
	B.NW.stellend.predikatief

	B.NW.oortreffend.attributief
	B.NW.vergrotend.attributief
	B.NW.vergrotend.predikatief
	B.NW.oortreffend.predikatief
Adverb	
	BW.oortreffend
	BW.stellend
	BW.vergrotend
Article	
	LID.bepaald
	LID.onbepaald
Noun	
	S.NW.abstrak
	S.NW.maatnaam.enkelvoud.basis
	S.NW.massanaam
	S.NW.soortnaam.enkelvoud.basis
	S.NW.soortnaam.enkelvoud.diminutief
	S.NW.soortnaam.meervoud.basis
	S.NW.soortnaam.meervoud.diminutief
Proper noun	
	EIE.eienaam.enkelvoud.basis
Punctuation	
	U.sinseinde
	U.sinmiddel
	U.links-parentese
	U.regs-parentese
Particle	
	U.partikel.infinitief
	U.partikel.ontkenning
	U.partikel.ww.
	U.partikel.genitief
	U.partikel.vergelyking
	U.partikel.deel
	U.partikel.graad
	U.partikel.betreklik

Unique	
	U.eks-daar
	U.woorddeel
Residue	
	R.afkorting
	R.akroniem.letterklankwoord
	R.akroniem.letternaamwoord
	R.ongeklassifiseerd
	R.simbool
	R.vreemdetaalwoord
Numeral	
	TW.hoofTelwoord.adjektief.bepaald
	TW.hoofTelwoord.adjektief.onbepaald
	TW.hoofTelwoord.bywoord.bepaald
	TW.hoofTelwoord.bywoord.onbepaald
	TW.hoofTelwoord.voornaamwoord.bepaald
	TW.hoofTelwoord.voornaamwoord.onbepaald
	TW.rangTelwoord.adjektief.bepaald
	TW.rangTelwoord.adjektief.onbepaald
	TW.rangTelwoord.bywoord.bepaald
	TW.rangTelwoord.bywoord.onbepaald
Conjunction	
	VG.neweskikkend
	VG.onderskikkend
Pronoun	
	VNW.aanwysend
	VNW.betreklik
	VNW.derde.manlik.enkelvoud.besitlik
	VNW.derde.manlik.enkelvoud.gemarkeerd.persoonlik
	VNW.derde.manlik.enkelvoud.ongemarkeerd.persoonlik
	VNW.derde.manlik.enkelvoud.wederkerend
	VNW.derde.meervoud.besitlik
	VNW.derde.meervoud.persoonlik
	VNW.derde.meervoud.wederkerend
	VNW.derde.onsydig.enkelvoud.ongemarkeerd.persoonlik

	VNW.derde.onsydig.enkelvoud.wederkerend
	VNW.derde.vroulik.enkelvoud.besitlik
	VNW.derde.vroulik.enkelvoud.gemarkeerd.persoonlik
	VNW.derde.vroulik.enkelvoud.ongemarkeerd.persoonlik
	VNW.eerste.enkelvoud.besitlik
	VNW.eerste.enkelvoud.gemarkeerd.persoonlik
	VNW.eerste.enkelvoud.ongemarkeerd.persoonlik
	VNW.eerste.meervoud.besitlik
	VNW.eerste.meervoud.persoonlik
	VNW.eerste.meervoud.wederkerend
	VNW.onbepaald
	VNW.tweede.enkelvoud.besitlik
	VNW.tweede.enkelvoud.gemarkeerd.persoonlik
	VNW.tweede.enkelvoud.ongemarkeerd.persoonlik
	VNW.tweede.enkelvoud.wederkerend
	VNW.tweede.meervoud.persoonlik
	VNW.vraend
	VNW.wederkerig
Preposition	
	VS.voorsetsel
Verb	
	WW.gemarkeerd.hoof.onskeibaar.koppel
	WW.gemarkeerd.hoof.onskeibaar.onoorganklik
	WW.gemarkeerd.hoof.onskeibaar.oorganklik
	WW.hulp.onskeibaar.tyd
	WW.ongemarkeerd.hoof.onskeibaar.koppel
	WW.ongemarkeerd.hoof.onskeibaar.onoorganklik
	WW.ongemarkeerd.hoof.onskeibaar.oorganklik
	WW.ongemarkeerd.hoof.onskeibaar.voorsetsel
	WW.ongemarkeerd.hoof.skeibaar.onoorganklik
	WW.ongemarkeerd.hoof.skeibaar.oorganklik
	WW.teenwoordig.hulp.onskeibaar.aspek
	WW.teenwoordig.hulp.onskeibaar.modaliteit
	WW.teenwoordig.hulp.onskeibaar.modus
	WW.verlede.hulp.onskeibaar.modaliteit

	WW.verlede.hulp.onskeibaar.modus
	WW.gemarkeerd.hoof.onskeibaar.koppel
	WW.gemarkeerd.hoof.onskeibaar.onoorganklik
	WW.gemarkeerd.hoof.onskeibaar.oorganklik
	WW.hulp.onskeibaar.tyd
	WW.ongemarkeerd.hoof.onskeibaar.koppel
	WW.ongemarkeerd.hoof.onskeibaar.onoorganklik
	WW.ongemarkeerd.hoof.onskeibaar.oorganklik
	WW.ongemarkeerd.hoof.onskeibaar.voorsetsel
	WW.ongemarkeerd.hoof.skeibaar.onoorganklik
	WW.ongemarkeerd.hoof.skeibaar.oorganklik
	WW.teenwoordig.hulp.onskeibaar.aspek
	WW.teenwoordig.hulp.onskeibaar.modaliteit
	WW.teenwoordig.hulp.onskeibaar.modus

6.2.4 Boolean operators

Operator	Symbol	Example	Some results
OR		'die hierdie daardie' 'hond'	<i>die hond, daardie hond, Die hond, Hierdie hond</i>
AND	&	[lemma='sy' & pos='VNW.*']	<i>langs sy bevrore lyk, Tom draai weer na sy papier</i>
NOT	!	[lemma='assos.*' & pos!='S.*']	<i>assosieer, geassosieer, Outomobiel Assosiasie</i>

6.2.5 Regex operators

Search command	Input	Example	Some results
Random sign	.	'ma.'	<i>man, mal, mat, mag</i>

Character class	[]	['b[aie]!']	<i>bal, bil, bel</i>
Disjunction		'ouma oupa'	<i>Ouma, oupa</i>
Grouping	()	['ou(m p)a']	<i>Ouma, oupa</i>
Quantification: 0 or 1	?	['voorbeeld?']	<i>voorbeeld, voorbeelde</i>
Quantification: 1 or more	+	['do+r']	<i>dor, door door</i>
Quantification: 0, 1 or more	*	['do*r']	<i>dr, dor, door, door</i>
Undetermined number of random characters (zero included)	.*	'assos.*'	<i>assosieer, assosiasie, assosiaatdirekteur</i>
Determined number	{ <i>number</i> }	'do{2}r'	<i>door</i>
Interval	{ <i>minimum number, maximum number</i> }	'do{1,2}r'	<i>dor ,door</i>
Minimum number	{ <i>minimum number,</i>	'hallo{2,}'	<i>halloo, hallooo</i>
Wild card	\		
Case sensitive	(?-i)	[lemma='(?-i)Man']	<i>Man, Mans, Manne, Mannetjies</i>

6.2.6 Quantification of search environment

Operator	Symbol	Example	Some results
Random word	[]	'die' []'vrou'	<i>die eerste vrou, dié 24-jarige vrou,...</i>
Determined number	{ <i>number</i> }	'baie' []{3}'huisse'	<i>baie van die groot huise, baie bly dat hulle huise</i>

Interval	{ <i>minimum</i> , <i>maximum</i> }	[pos='WW.*']{2,3}	<i>kan help, geplant het, ontdek kan word, gaan sien het</i>
Minimum	{ <i>minimum</i> <i>number</i> ,	'die' [pos='B.NW.*']{2,} 'man'	<i>Dié merkwaardige jong man, die ware testosteroon-belaaide Afrikaanse man</i>